

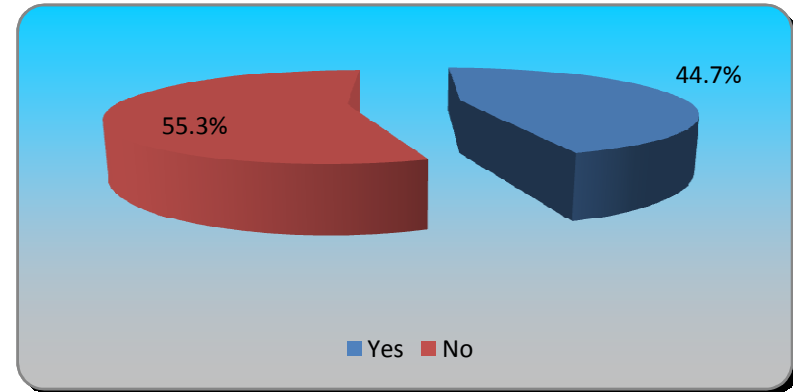
Turning Graphical Results by Question

Session Name: New Session 12-09-11 21-19

Created: 28/09/11 11:00

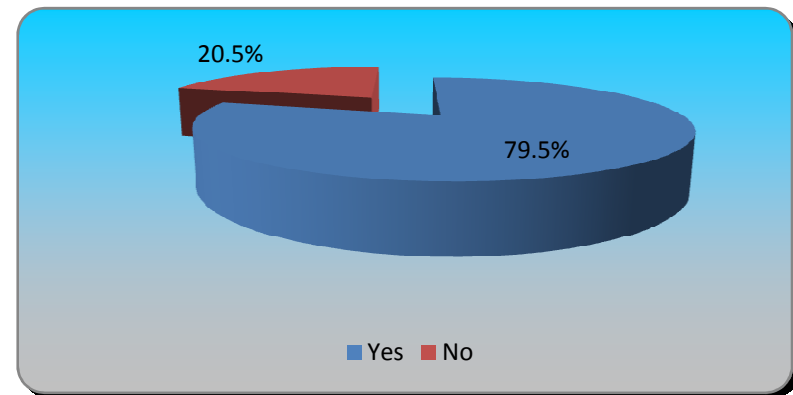
1.) Should car parking charges subsidise the cost of rural bus charges? (multiple choice)

	Responses	
Yes	17	44.74%
No	21	55.26%
Totals	38	100%

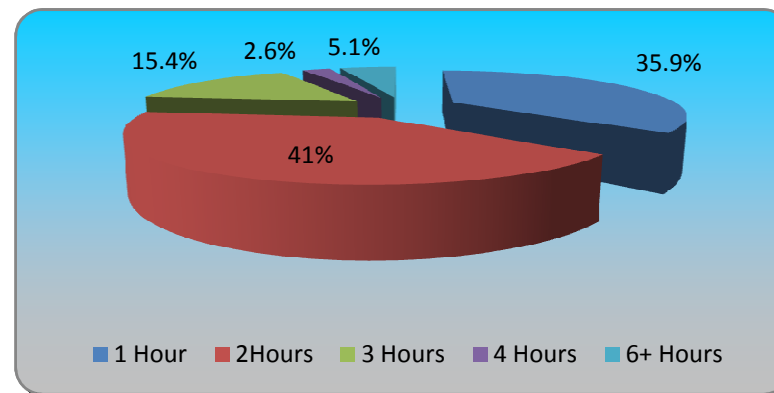


2.) Would you use Chippenham car parks more often if charges were reduced? (multiple choice)

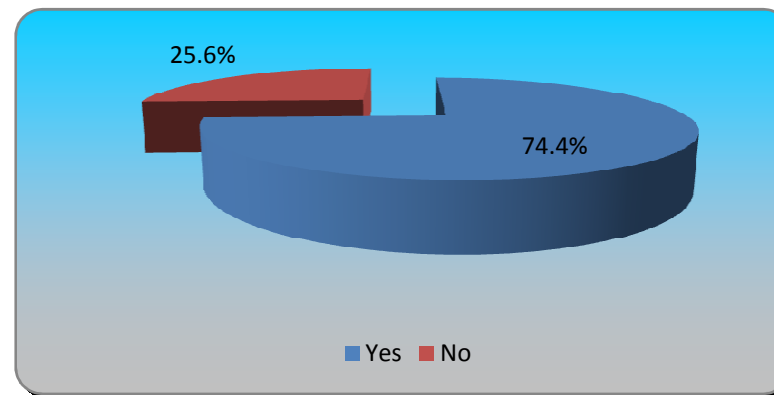
	Responses	
Yes	31	79.49%
No	8	20.51%
Totals	39	100%



3.) How long are you likely to stay for? (multiple choice)	Responses	
1 Hour	14	35.90%
2Hours	16	41.03%
3 Hours	6	15.38%
4 Hours	1	2.56%
6+ Hours	2	5.13%
Totals	39	100%

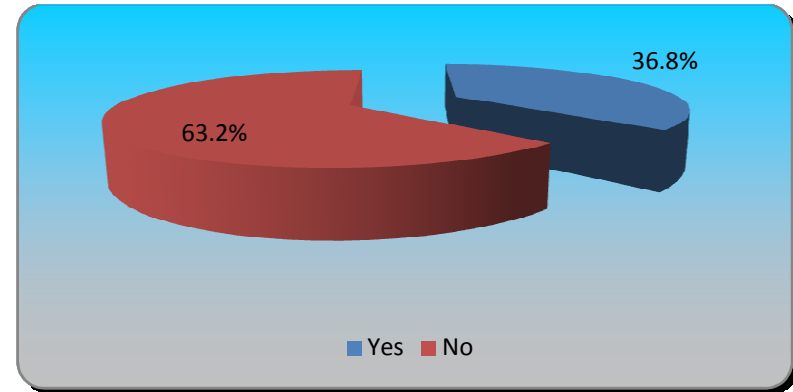


4.) Do you think a reduction in charges would attract more businesses to Chippenham? (multiple choice)	Responses	
Yes	29	74.36%
No	10	25.64%
Totals	39	100%



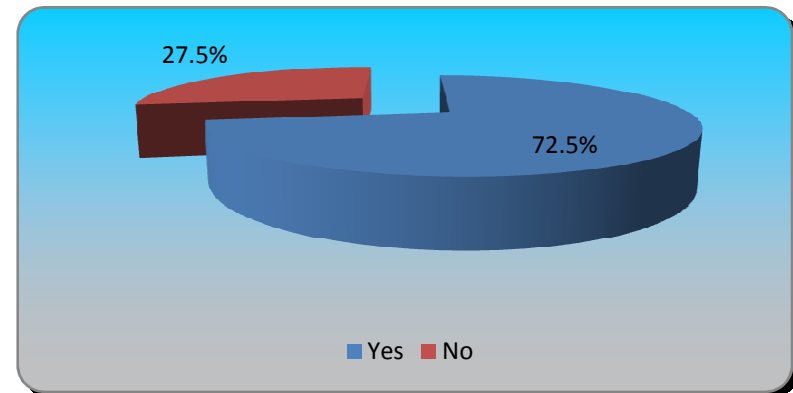
5.) Do you think Chippenham Town Council should manage the car parks instead of Wiltshire Council? (multiple choice)

	Responses	
Yes	14	36.84%
No	24	63.16%
Totals	38	100%



6.) To Consider introducing a half hour charge (multiple choice)

	Responses	
Yes	29	72.50%
No	11	27.50%
Totals	40	100%

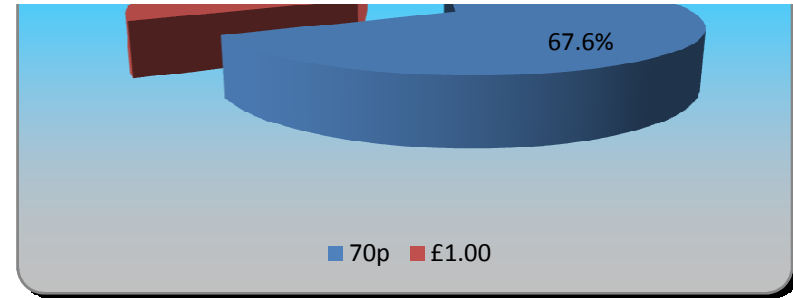


7.) Amend charges for the first hour (multiple choice)

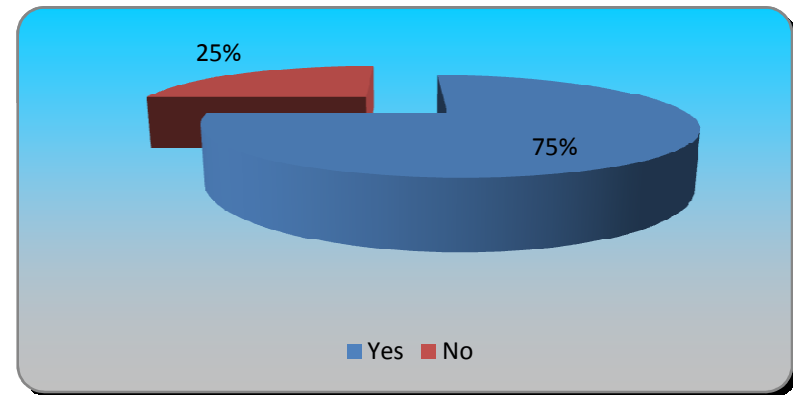
	Responses	
70p	25	67.57%




£1.00	12	32.43%
Totals	37	100%

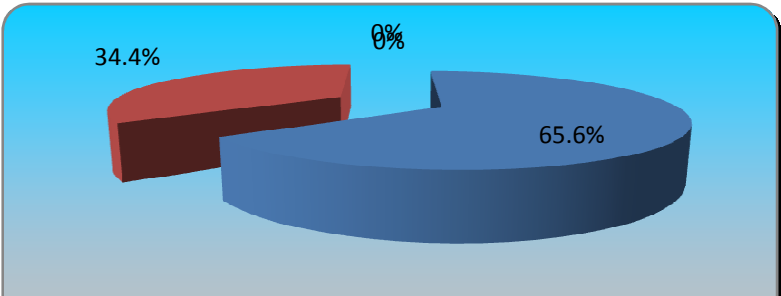
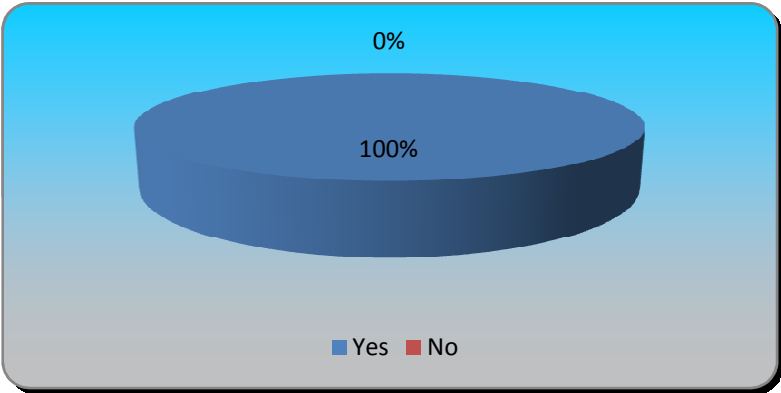
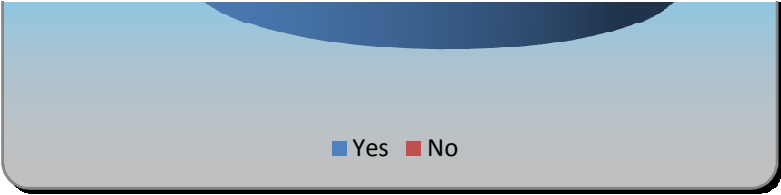


<u>8.) Compare Chippenham to Devizes (multiple choice)</u>	<u>Responses</u>	
Yes	30	75%
No	10	25%
Totals	40	100%



<u>9.) Consider a special rate for employees? (multiple choice)</u>	<u>Responses</u>	
Yes	29	74.36%
No	10	25.64%
Totals	39	100%



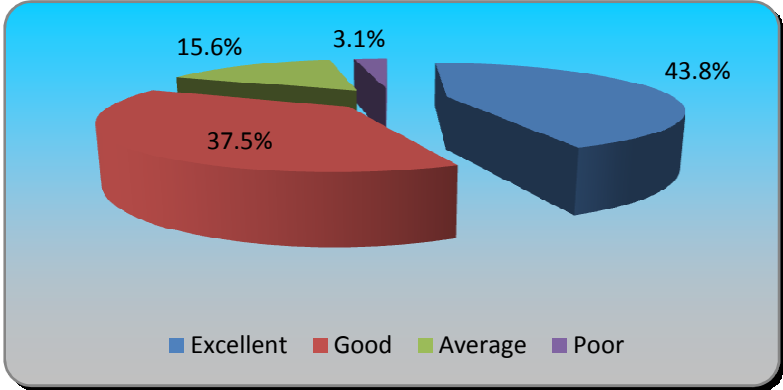
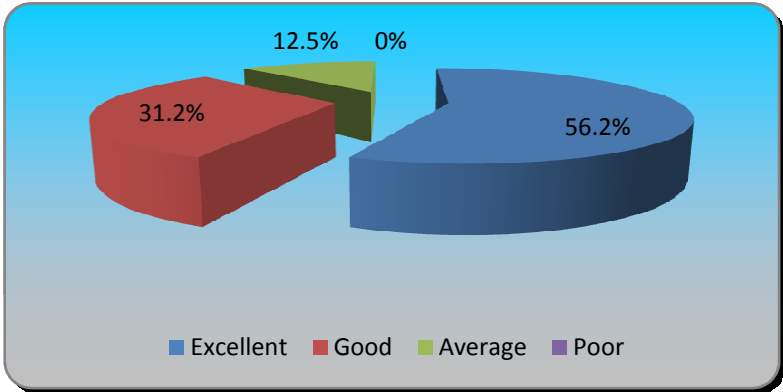


10.) Consider overall impact on town not just parking charges (multiple choice)

	Responses	
Yes	39	100%
No	0	0%
Totals	39	100%

11.) How was the venue? (multiple choice)

	Responses	
Excellent	21	65.62%
Good	11	34.38%
Average	0	0%
Poor	0	0%
Totals	32	100%

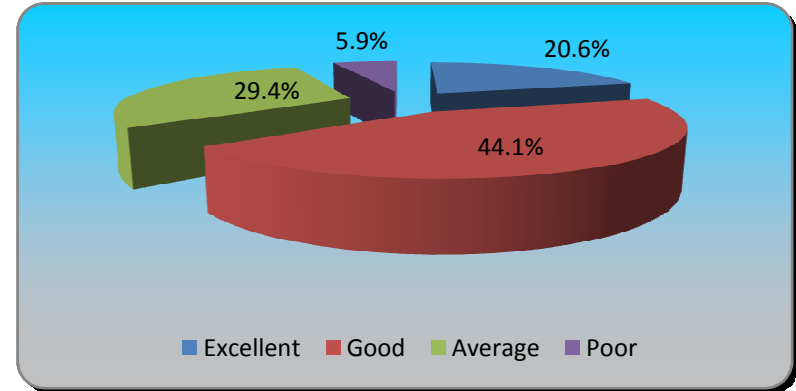


<u>12.) Did you feel welcome? (multiple choice)</u>	<u>Responses</u>	
Excellent	18	56.25%
Good	10	31.25%
Average	4	12.50%
Poor	0	0%
Totals	32	100%

<u>13.) Did you feel involved? (multiple choice)</u>	<u>Responses</u>	
Excellent	14	43.75%
Good	12	37.50%
Average	5	15.62%
Poor	1	3.12%
Totals	32	100%

14.) How was the agenda? (multiple choice)

	Responses	
Excellent	7	20.59%
Good	15	44.12%
Average	10	29.41%
Poor	2	5.88%
Totals	34	100%



15.) How was the meeting overall? (multiple choice)

	Responses	
Excellent	6	18.75%
Good	18	56.25%
Average	7	21.88%
Poor	1	3.12%
Totals	32	100%

